

Pico-Lock Wire-to-Board Connector System



Available in 1.00, 1.50 and 2.00mm pitch, Pico-Lock Wire-to-Board Connector System is ideal for applications requiring ultra-low profile, high-current and secure locking

Features and Advantages

Beveled header in pin design

Provides smooth mating and pin-and-contact protection

Ultra-low-profile mated height


Provides space savings

Wide robust-fitting nails (solder tabs)

Offer secure PCB retention and additional mechanical stability

Top friction locks

Provide additional mating retention and visual mating assurance




Mating guide for polarization

Prevents mis-mating while guiding the housing into the header

Side positive locks

Ensure secure mating retention with additional space savings compared to top-style locks



Pico-Lock 1.00mm and 1.50mm pitch Wire-to-Board Connectors

Supports up to 6.5A current applications


Enables superior performance in compact design

Ultra-low mated height of 2.60mm is less than half the height of other micro connectors

Enables customers to save valuable space

Two types of crimp barrel

Allows wide range of wire gauge selection depending on customer needs



Pico-Lock 2.00mm Pitch Wire-to-Board Connectors

Side positive lock

Provides secure locking system and extra height advantage compared to competitors

Markets and Applications

Automotive

- Infotainment
- Interior electronics
- Heads-up display
- Control units
- Black boxes

Industrial

- Smart meters
- Factory automation
- Power supplies
- Security/Surveillance devices
- Transformers



Automotive infotainment



Smart meters

Consumer

- LED/LCD TVs
- Notebook PCs
- Tablets
- Gaming equipment
- LED lightings
- Heaters/fans

Telecommunications/Networking

- Wireless modems
- Servers



Security cameras



Factory automation

Pico-Lock Wire-to-Board Connector System



Specifications

REFERENCE INFORMATION

Packaging:
 Header (Embossed tape)
 Housing (Bag)
 Crimp Terminal (Reel)
 Designed In: millimeters
 RoHS: Yes
 Halogen Free: Low-halogen

MECHANICAL

Housing (Positive Lock) Strength (min.):
 1.00mm Pitch(min.): 5N (0.50kgf)
 1.50mm Pitch(min.): 10N (1.02kgf)
 2.00mm Pitch (min.): 19.8N (2.0kgf)
 Crimp Terminal Retention Force (min.):
 1.00mm: 4N
 1.50mm: 6.7N
 2.00mm: 9.8N
 Durability (min.): 30 cycles

ELECTRICAL

Voltage (max.): 150V (1.00 and 1.50mm)
 Voltage (max.): 250V (2.00mm)
 Current (max.): 3.5A per circuit
 * see more detail at derating table
 Contact Resistance(max.): 20 milliohms
 Dielectric Withstanding Voltage:
 500V AC (rms) for 1 minute (1.00 and 1.50mm)
 800V AC (rms) for 1 minute (2.00mm)
 Insulation Resistance(min.): 1000 Megohms

PHYSICAL

Housing/Header: Polyamide (PA), UL 94V-0, Black
 Contact: Copper Alloy
 Plating:
 Contact Area — Gold (Au)
 Solder Tail Area — Gold (Au)
 Underplating — Nickel (Ni)
 Operating Temperature: -40 to +105°C

*Derating table (For electrical specifications)

1.00mm Pitch Pico-Lock rated current (max.)

Wire Size (AWG)	Current (A)		
	2-Circuit	4-Circuit	6-Circuit
28	2.5	2.0	1.5
30	2.0	1.5	1.5

1.50mm Pitch Pico-Lock rated current (max.)

Wire Size (AWG)	Current (A)			
	2-Circuit	4-Circuit	8-Circuit	12-Circuit
24	3.5	3.0	2.5	2.5
26	3.0	2.5	2.0	2.0
28	2.5	2.0	2.0	1.5
30	2.5	2.0	1.5	1.5
32	2.0	1.5	1.5	1.0

2.00mm Pitch Pico-Lock rated current (max.)

Wire Size (AWG)	Current (A)				
	2-Circuit	3-Circuit	4-Circuit	5-Circuit	6-Circuit
20	6.5	5.5	5.5	5.0	5.0
22	5.0	5.0	4.5	4.5	4.0
24	4.5	4.0	3.5	3.5	3.5
26	3.5	3.5	3.0	3.0	3.0

Notes:

- 1) Values are for reference only.
- 2) Current deratings are based on not exceeding 30°C temperature.
- 3) Temperature rise is measured in barrel area of crimp terminal.
- 4) PCB trace design can greatly affect temperature rise results.
- 5) Data is for all circuits powered.

Ordering Information

Pitch (mm)	Circuit Size	Applicable Wire Gauge (AWG)	Housing	PCB Header
2.00	2 to 6	20 to 26 (Terminal 205342)	205341	205338
1.50	2 to 12	24 to 28 (Terminal 504052-0098)	504051	504050
		30 to 32 (Terminal 504052-0298)		
1.00	2 to 6	28 to 30 (Terminal 503765)	503764	503763

www.molex.com/link/picolock.html

Molex is a registered trademark of Molex, LLC in the United States of America and may be registered in other countries; all other trademarks listed herein belong to their respective owners.