

**NOT RECOMMENDED FOR NEW DESIGNS  
USE GS1A-LTP~GS1M-LTP SERIES**



Micro Commercial Components

Micro Commercial Components  
20736 Marilla Street Chatsworth  
CA 91311  
Phone: (818) 701-4933  
Fax: (818) 701-4939

# DL4001 THRU DL4007

## Features

- Glass Passivated Junction
- Low Current Leakage
- Surface Mount Applications
- Case Material: Molded Plastic. UL Flammability Classification Rating 94V-0
- A part number suffix "P" means RoHs Compliant

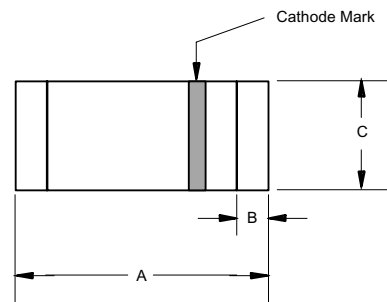
## 1 Amp Glass Passivated Rectifier 50 to 1000 Volts

## Maximum Ratings

- Operating Temperature: -65°C to +150°C
- Storage Temperature: -65°C to +150°C
- Maximum Thermal Resistance; 30°C/W Junction To Lead

MCC Part Number	Device Marking	Maximum Recurrent Peak Reverse Voltage	Maximum RMS Voltage	Maximum DC Blocking Voltage
DL4001	-----	50V	35V	50V
DL4002	-----	100V	70V	100V
DL4003	-----	200V	140V	200V
DL4004	-----	400V	280V	400V
DL4005	-----	600V	420V	600V
DL4006	-----	800V	560V	800V
DL4007	-----	1000V	700V	1000V

## MELF



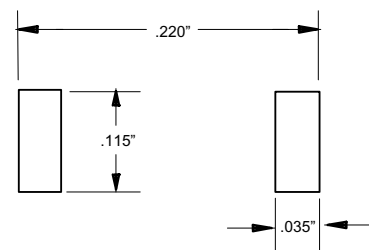
DIM	DIMENSIONS				NOTE
	INCHES		MM		
	MIN	MAX	MIN	MAX	
A	.185	.205	4.70	5.20	
B	.018	.022	0.46	0.56	Nominal
C	.095	.105	2.40	2.67	∅

## Electrical Characteristics @ 25°C Unless Otherwise Specified

Average Forward Current	$I_{F(AV)}$	1.0A	$T_A = 75^\circ\text{C}$
Peak Forward Surge Current	$I_{FSM}$	30A	8.3ms, half sine
Maximum Instantaneous Forward Voltage	$V_F$	1.1V	$I_{FM} = 1.0A$ ; $T_J = 25^\circ\text{C}^*$
Maximum DC Reverse Current At Rated DC Blocking Voltage	$I_R$	5.0μA 50μA	$T_J = 25^\circ\text{C}$ $T_J = 125^\circ\text{C}$
Typical Junction Capacitance	$C_J$	12pF	Measured at 1.0MHz, $V_R=4.0V$

\*Pulse test: Pulse width 300 μsec, Duty cycle 2%

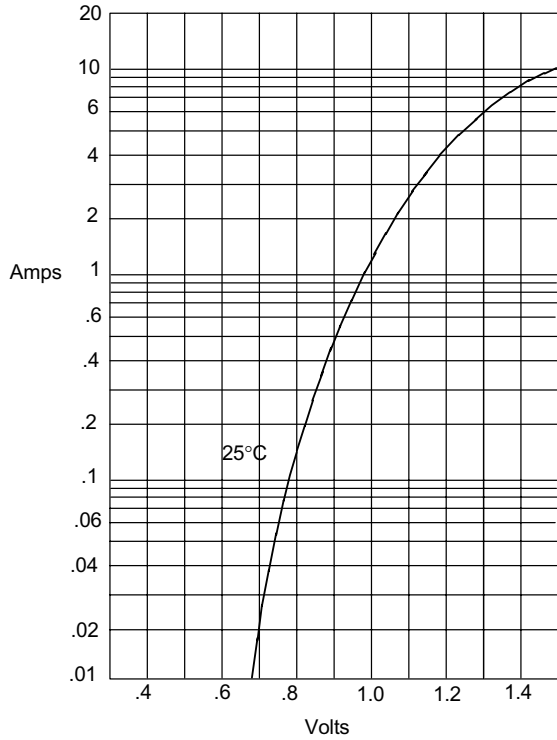
## SUGGESTED SOLDER PAD LAYOUT



[www.mccsemi.com](http://www.mccsemi.com)

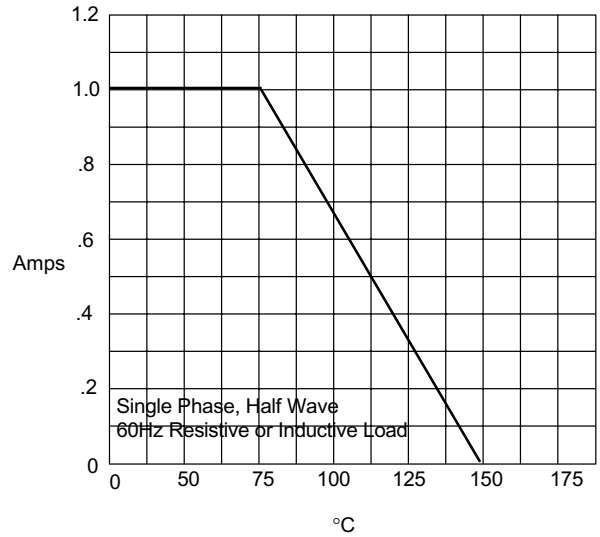
# DL4001 thru DL4007

Figure 1  
Typical Forward Characteristics



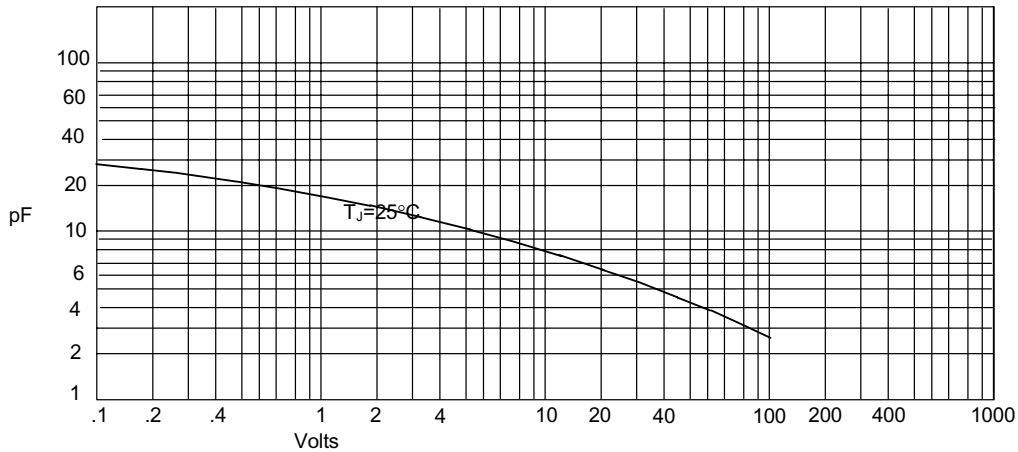
Instantaneous Forward Current - Amperes *versus*  
Instantaneous Forward Voltage - Volts

Figure 2  
Forward Derating Curve



Average Forward Rectified Current - Amperes *versus*  
Ambient Temperature - °C

Figure 3  
Junction Capacitance



Junction Capacitance - pF *versus*  
Reverse Voltage - Volts



Micro Commercial Components

## Ordering Information

Device	Packing
(Part Number)-TP	Tape&Reel;5Kpcs/Reel

### \*\*\*IMPORTANT NOTICE\*\*\*

*Micro Commercial Components Corp.* reserves the right to make changes without further notice to any product herein to make corrections, modifications, enhancements, improvements, or other changes. *Micro Commercial Components Corp.* does not assume any liability arising out of the application or use of any product described herein; neither does it convey any license under its patent rights, nor the rights of others. The user of products in such applications shall assume all risks of such use and will agree to hold *Micro Commercial Components Corp.* and all the companies whose products are represented on our website, harmless against all damages.

### \*\*\*APPLICATIONS DISCLAIMER\*\*\*

Products offer by *Micro Commercial Components Corp.* are not intended for use in Medical, Aerospace or Military Applications.

[www.mccsemi.com](http://www.mccsemi.com)