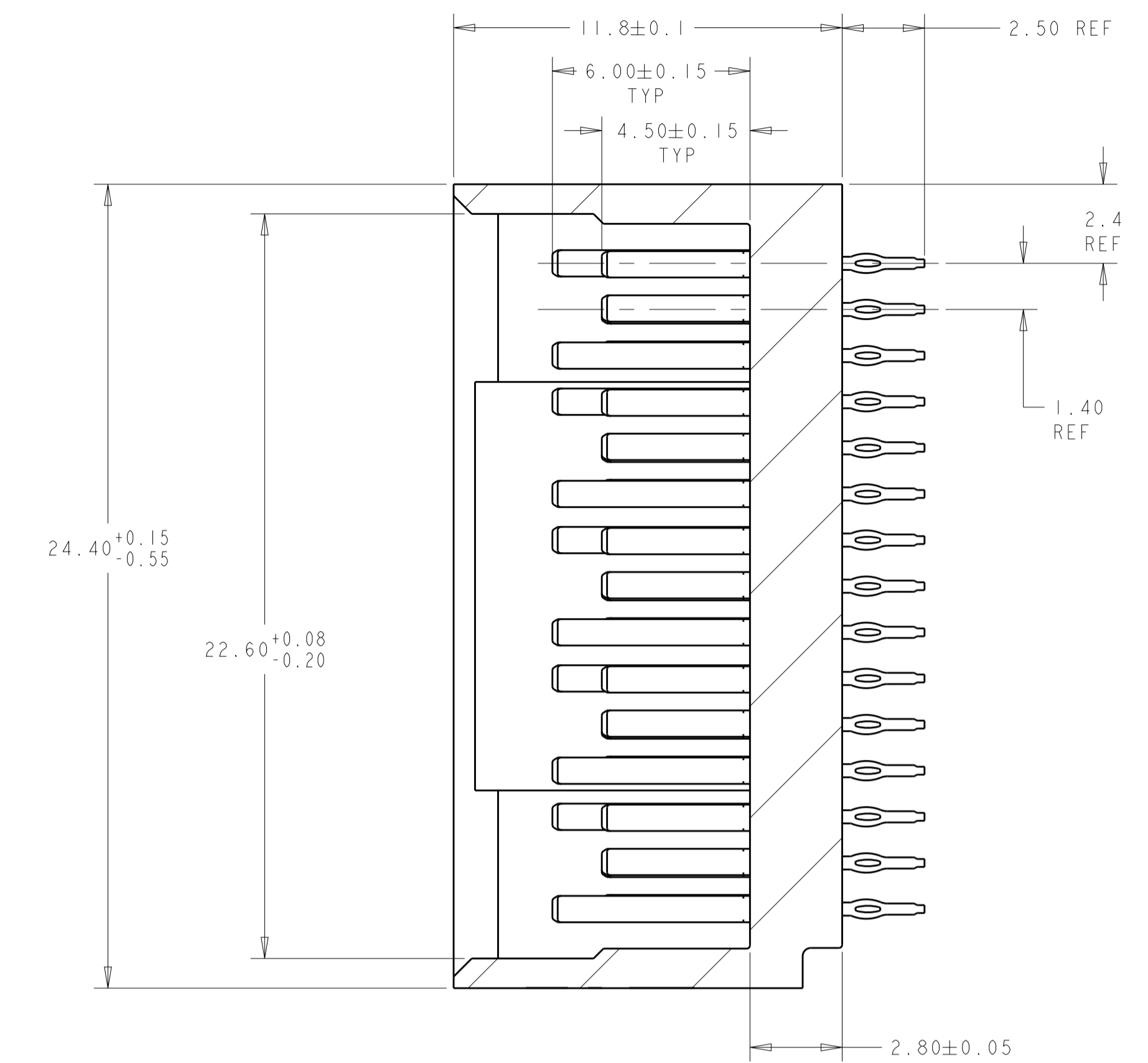
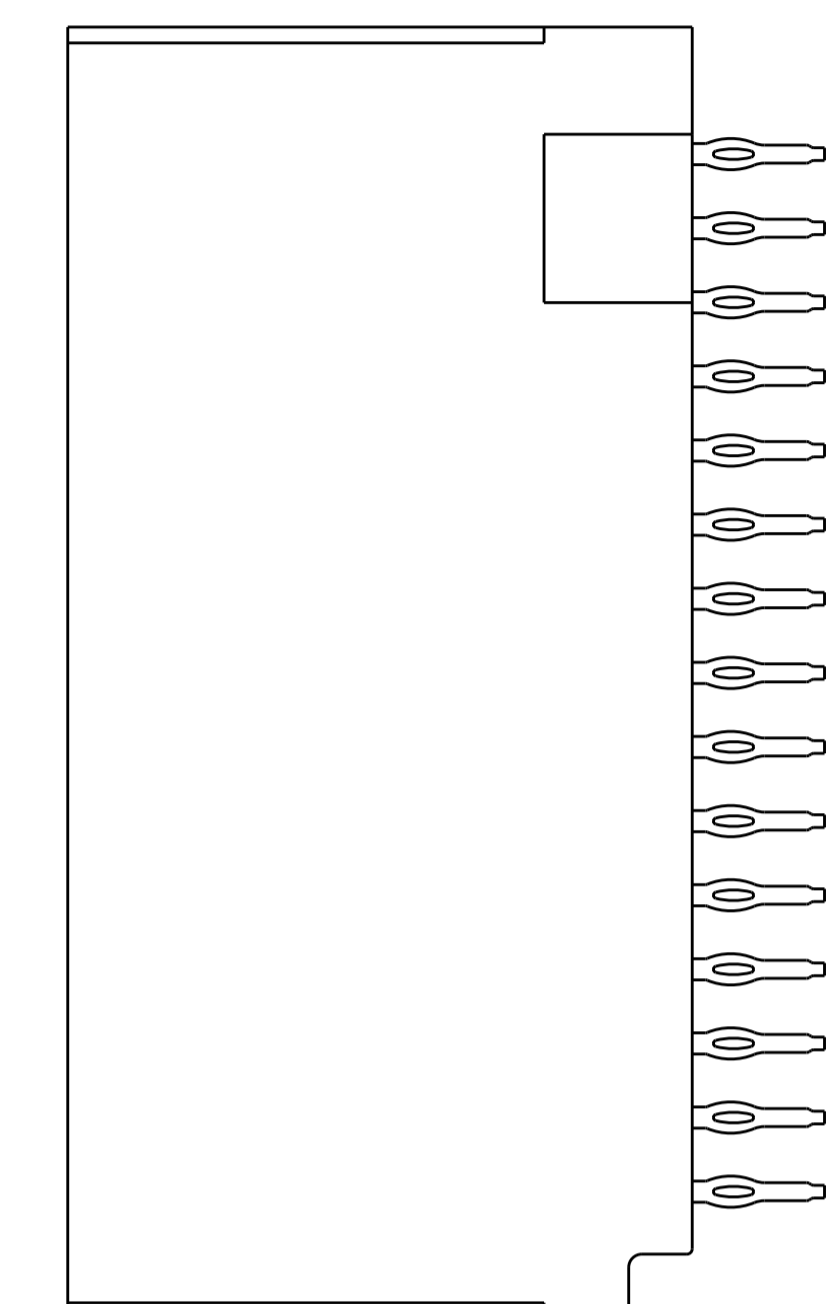
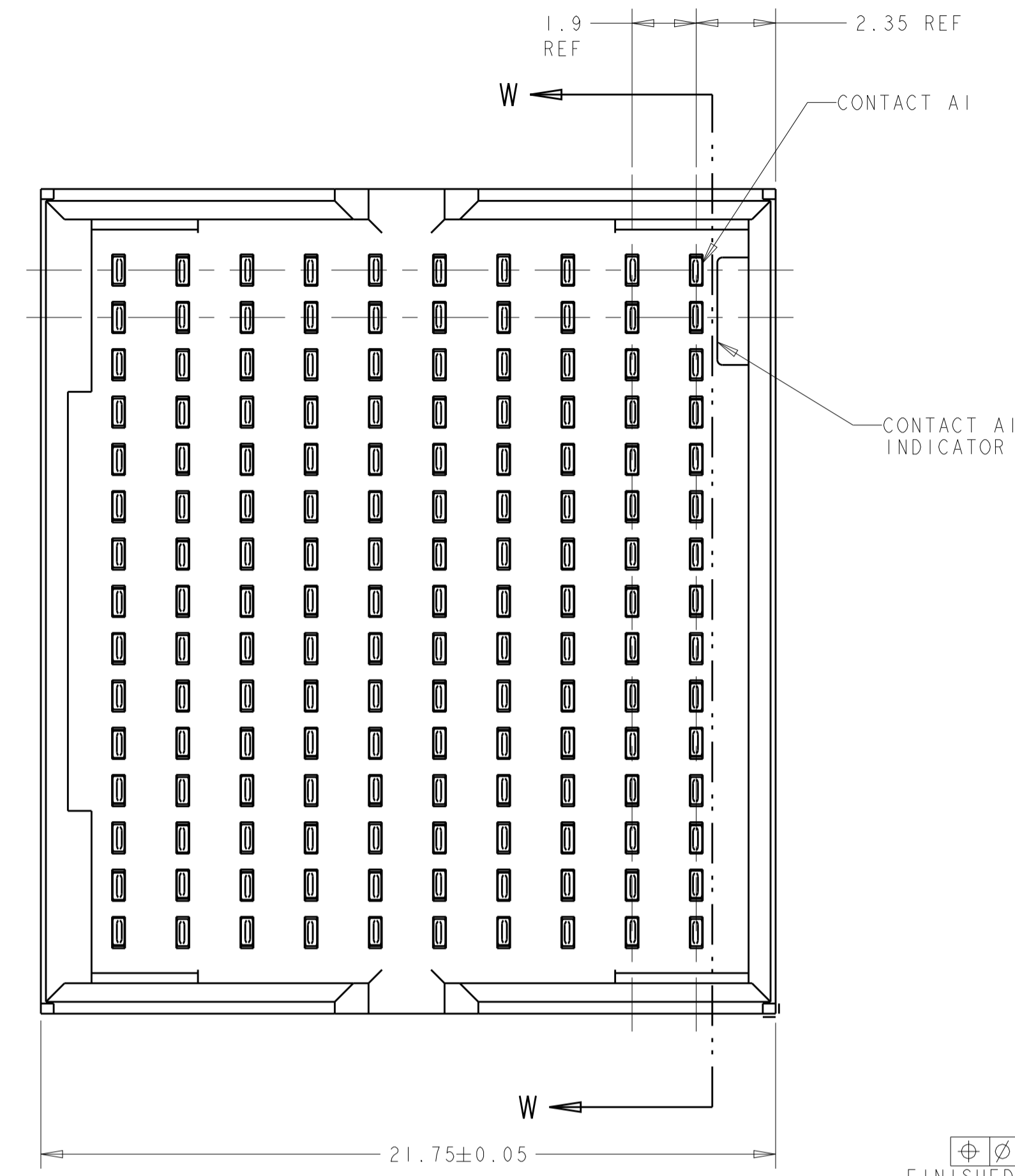
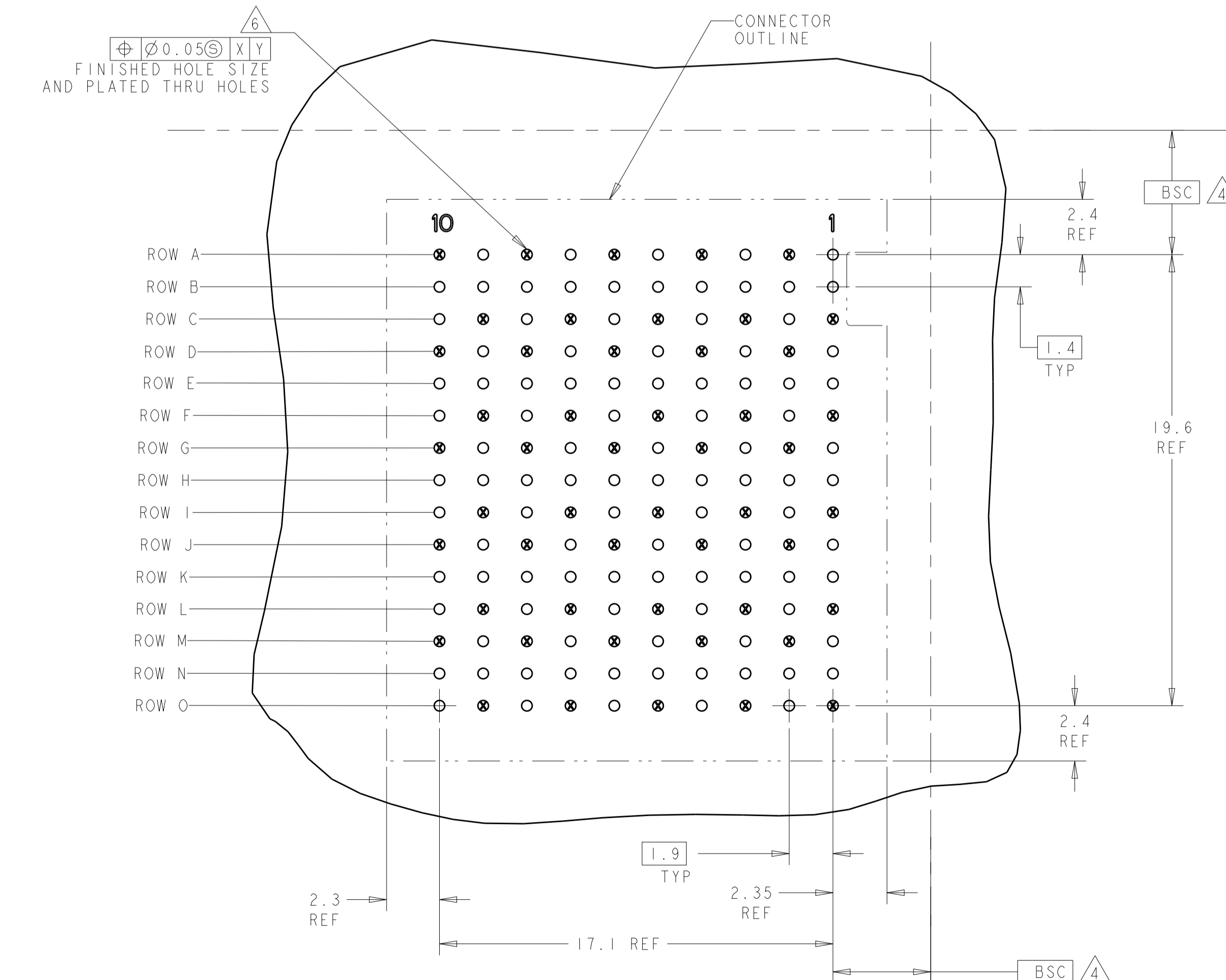


LOC		DIST		REVISIONS			
P	LTN	DESCRIPTION	DATE	DWN	APVD		
B		REVISED PER ECO-13-002771	20MAR2013	KH	RP		
C		REVISED PER ECO-19-009248	09JUL2019	AP	SY		



SECTION W-W



○ = SIGNAL
 ⊗ = GROUND
 RECOMMENDED PC BOARD LAYOUT BACKPLANE, COMPONENT SIDE SHOWN
 SCALE 6:1

- 1 MATERIAL:
CONTACT - PHOS BRONZE
HOUSING - LCP, UL 94V-0, COLOR - BLACK
- 2 FINISH:
CONFORMS TO THE REQUIREMENTS OF
TE PRODUCT SPECIFICATION 108-2303-1; BASED
ON TELECORDIA GR-1217-CORE FOR SYSTEM
QUALITY LEVEL III, APPLICATIONS IN
CONTROLLED ENVIRONMENTS (CENTRAL OFFICE).
COMPLIANT PIN AREA- 0.5µm MIN MATTE TIN OVER 1.27µm MIN NICKEL.
- 3 CONNECTOR MARKED WITH PART NUMBER, DATE CODE,
85 OHM, AND STANDARD IN APPROXIMATE AREA SHOWN
- 4 DATUMS AND BASIC DIMENSIONS ESTABLISHED BY
CUSTOMER.
- 5 CONTACT AREA LUBRICATED WITH BELLCORE
APPROVED LUBRICANT. TECHNICAL REFERENCE
GR-1217-CORE, ISSUE 1, NOVEMBER 1995.
- 6 REFERENCE APPLICATION SPEC FOR RECOMMENDED PLATED THRU
HOLE DIAMETER AND PLATING THICKNESS.
- 7 SHOWN LOGO OR OTHER TE OWNED LOGOS IN APPROXIMATE AREA.

THIS DRAWING IS A CONTROLLED DOCUMENT.		DWN J.K. SHOBER 11JUN2008	2065025-1 PART NUMBER	
DIMENSIONS: mm		CHK C. RITTER 11JUN2008	TE Connectivity	
TOLERANCES UNLESS OTHERWISE SPECIFIED: 0 PLC ± 1 PLC ± 2 PLC ± 3 PLC ± 4 PLC ± ANGLES ±		APVD - NAME	HEADER ASSEMBLY, DOUBLE ENDED 5 PAIR, 10 COLUMN TinMan 85 OHM	
MATERIAL		PRODUCT SPEC 108-2303-1	SIZE 114-13243	RESTRICTED TO
FINISH		APPLICATION SPEC	WEIGHT	SCALE 7:1 SHEET 1 OF 1 REV C
CUSTOMER DRAWING		114-13243	APVD A100779	