

**Type: CDRH104R , CDRH104**

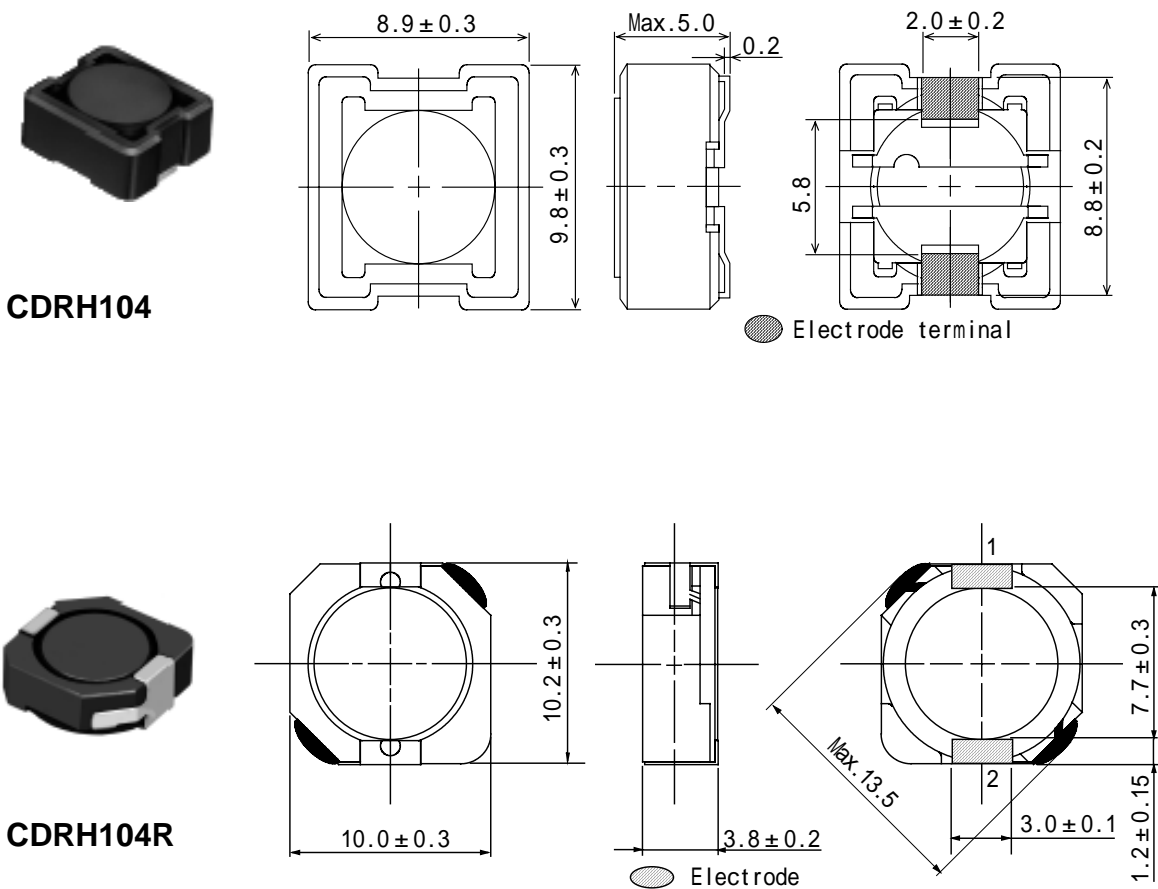
**Product Description**

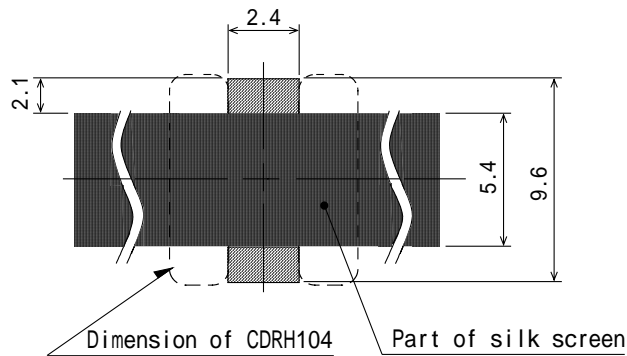
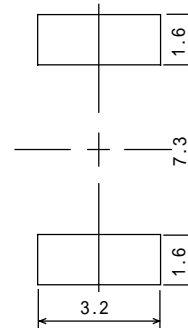
- 10.1 × 9.2mm Max.(L × W), 5.0mm Max. Height. (CDRH104)
- 10.5 × 10.3mm Max.(L × W), 4.0mm Max. Height. (CDRH104R)
- Inductance range:10 ~ 470 μ H(CDRH104); 1.5 ~ 330 μ H(CDRH104R).
- Rated current range:0.36 ~ 2.4A(CDRH104); 0.52 ~ 6.5A(CDRH104R).
- In addition to the standards versions shown here, custom inductors are also available to meet your exact requirements.

**Feature**

- Magnetically shielded construction.
- Ideally used in Notebook PC, LCD TV,DVD, Game machine, STB ,Projector etc as DC-DC Converter inductors.
- RoHS Compliance

**Dimensions (mm)**



**Type: CDRH104R , CDRH104**
**Land Pattern (mm)**

**CDRH104**

**CDRH104R**
**Specification(CDRH104)**

Part Name	Stamp	Inductance [ Within ] 1kHz/1V	D.C.R.( ) Max.(Typ.) (at 20 )	Rated Current (A) 2
CDRH104NP-100M	100	10 $\mu$ H $\pm$ 20%	50m(37m)	2.40
CDRH104NP-120M	120	12 $\mu$ H $\pm$ 20%	54m(40m)	2.25
CDRH104NP-150M	150	15 $\mu$ H $\pm$ 20%	61m(45m)	2.00
CDRH104NP-180M	180	18 $\mu$ H $\pm$ 20%	84m(63m)	1.80
CDRH104NP-220M	220	22 $\mu$ H $\pm$ 20%	94m(69m)	1.65
CDRH104NP-270M	270	27 $\mu$ H $\pm$ 20%	0.11(82m)	1.45
CDRH104NP-330M	330	33 $\mu$ H $\pm$ 20%	0.15(0.11)	1.35
CDRH104NP-390M	390	39 $\mu$ H $\pm$ 20%	0.17(0.13)	1.20
CDRH104NP-470M	470	47 $\mu$ H $\pm$ 20%	0.21(0.15)	1.10
CDRH104NP-560M	560	56 $\mu$ H $\pm$ 20%	0.23(0.17)	1.00
CDRH104NP-680M	680	68 $\mu$ H $\pm$ 20%	0.26(0.20)	0.93
CDRH104NP-820M	820	82 $\mu$ H $\pm$ 20%	0.36(0.27)	0.84
CDRH104NP-101M	101	100 $\mu$ H $\pm$ 20%	0.41(0.30)	0.76
CDRH104NP-121M	121	120 $\mu$ H $\pm$ 20%	0.45(0.34)	0.70
CDRH104NP-151M	151	150 $\mu$ H $\pm$ 20%	0.64(0.47)	0.63
CDRH104NP-181M	181	180 $\mu$ H $\pm$ 20%	0.84(0.62)	0.57
CDRH104NP-221M	221	220 $\mu$ H $\pm$ 20%	0.96(0.71)	0.52
CDRH104NP-271M	271	270 $\mu$ H $\pm$ 20%	1.07(0.79)	0.47
CDRH104NP-331M	331	330 $\mu$ H $\pm$ 20%	1.37(1.05)	0.43
CDRH104NP-391M	391	390 $\mu$ H $\pm$ 20%	1.55(1.19)	0.39
CDRH104NP-471M	471	470 $\mu$ H $\pm$ 20%	1.74(1.34)	0.36

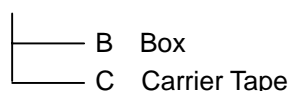
Rated current: The DC current at which the inductance decreases to 75% of it's nominal value or when  $t=40$  , whichever is lower( $T_a=20$  ).

**Type: CDRH104R , CDRH104**
**Specification(CDRH104R)**

Part Name	Stamp	Inductance [ Within ] 100kHz/1V	D.C.R.( ) Max.(Typ.) (at 20 )	Saturation Current ( A ) 1-2	Temperature Rise current (A) 2
CDRH1Ø4RNP-1R5N	1R5	1.5 µ H ± 30%	8.1m (6.0m)	10.0	6.50
CDRH1Ø4RNP-2R5N	2R5	2.5 µ H ± 30%	10.5m (7.8m)	7.50	6.10
CDRH1Ø4RNP-3R8N	3R8	3.8 µ H ± 30%	13.0m (9.6m)	6.00	5.50
CDRH1Ø4RNP-5R2N	5R2	5.2 µ H ± 30%	22m (16m)	5.50	5.40
CDRH1Ø4RNP-7RØN	7R0	7.0 µ H ± 30%	27m (20m)	4.80	4.50
CDRH1Ø4RNP-1ØØN	100	10 µ H ± 30%	35m (26m)	4.40	3.80
CDRH1Ø4RNP-12ØN	120	12 µ H ± 30%	46m (34m)	3.70	3.40
CDRH1Ø4RNP-15ØN	150	15 µ H ± 30%	50m (37m)	3.60	3.10
CDRH1Ø4RNP-18ØN	180	18 µ H ± 30%	69m (51m)	3.10	2.60
CDRH1Ø4RNP-22ØN	220	22 µ H ± 30%	73m (54m)	2.90	2.50
CDRH1Ø4RNP-27ØN	270	27 µ H ± 30%	88m (65m)	2.60	2.30
CDRH1Ø4RNP-33ØN	330	33 µ H ± 30%	93m (69m)	2.30	2.20
CDRH1Ø4RNP-39ØN	390	39 µ H ± 30%	127m (94m)	2.20	2.00
CDRH1Ø4RNP-47ØN	470	47 µ H ± 30%	128m (95m)	2.10	1.90
CDRH1Ø4RNP-56ØN	560	56 µ H ± 30%	188m (139m)	1.65	1.50
CDRH1Ø4RNP-68ØN	680	68 µ H ± 30%	213m (158m)	1.50	1.42
CDRH1Ø4RNP-82ØN	820	82 µ H ± 30%	283m(218m)	1.45	1.30
CDRH1Ø4RNP-1Ø1N	101	100 µ H ± 30%	304m (225m)	1.35	1.25
CDRH1Ø4RNP-121N	121	120 µ H ± 30%	375m (278m)	1.20	1.08
CDRH1Ø4RNP-151N	151	150 µ H ± 30%	506m (375m)	1.15	0.85
CDRH1Ø4RNP-181N	181	180 µ H ± 30%	568m (421m)	1.00	0.75
CDRH1Ø4RNP-221N	221	220 µ H ± 30%	756m (560m)	0.92	0.70
CDRH1Ø4RNP-271N	271	270 µ H ± 30%	853m (632m)	0.84	0.55
CDRH1Ø4RNP-331N	331	330 µ H ± 30%	1.09 (810m)	0.70	0.52

**Description of part name**

CDRH1Ø4RNP-1R5N



1. Saturation current: The DC current at which the inductance decreases to 65% of it's nominal value.
2. Temperature rise current: The DC current at which the temperature rise is  $t = 30$  .(Ta = 20 ) .